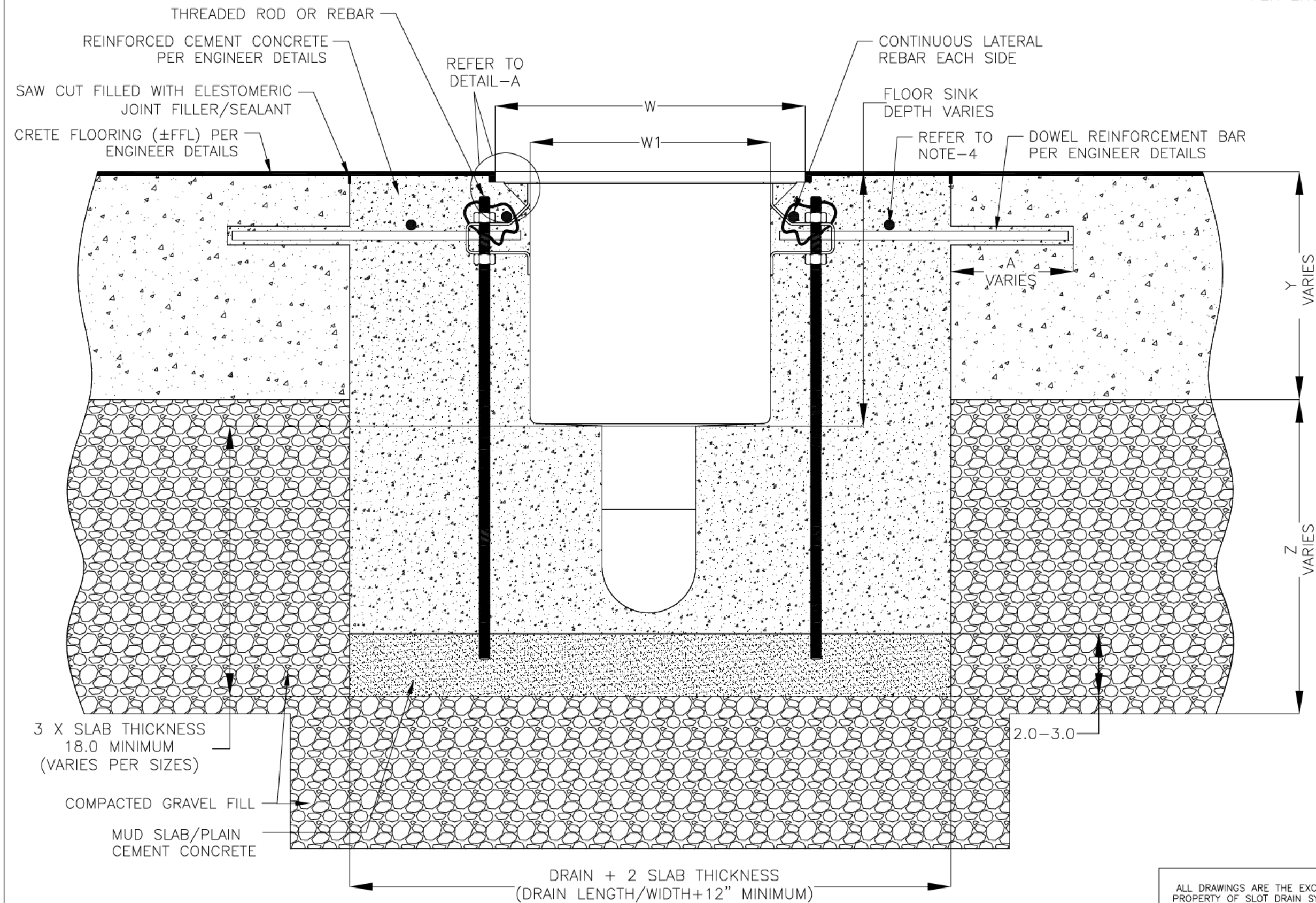


NOTES: UNLESS OTHERWISE SPECIFIED

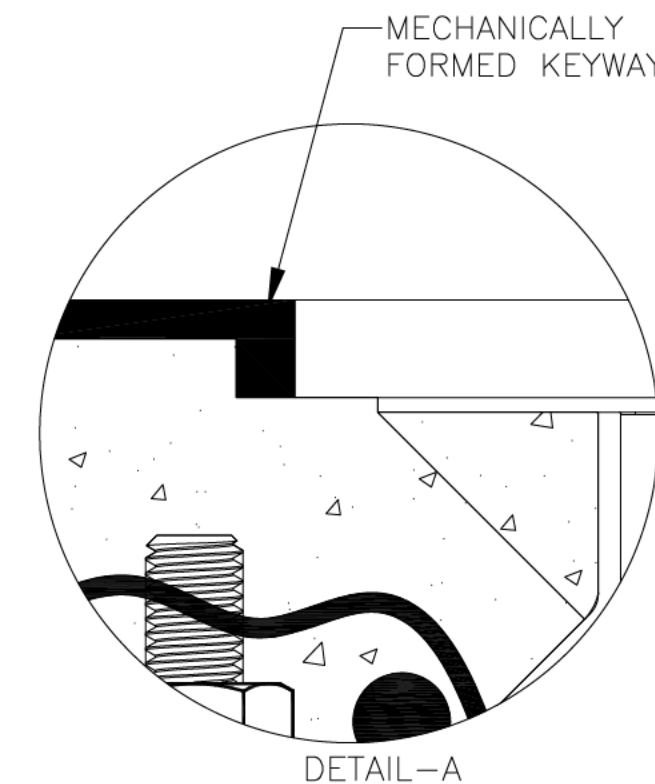

REVISIONS			
REV	DESCRIPTION	DATE	BY
0	INITIAL RELEASE - R0	5/9/2024	DK

1. ALL DIMENSIONS ARE IN INCHES.
2. FLOOR SINK BODY MATERIAL: 14GA STAINLESS STEEL T304/T316.
3. THIS INSTALLATION IS IDENTICAL FOR ALL SIZED OF FLOOR SINKS.
4. SPECIFYING ENGINEER IS RESPONSIBLE FOR CONCRETE ENCASEMENT AND REINFORCING BASED UPON APPLICATION AND LOCAL CODES.
5. REFER TO <https://info.slotdrainsystems.com/installresources> FOR INSTALLATION INSTRUCTIONS.



CRETE FLOORING (±FFL)
PER ENGINEER DETAILS

PLAN VIEW



3 X SLAB THICKNESS
18.0 MINIMUM
(VARIES PER SIZES)

COMPACTED GRAVEL FILL

MUD SLAB/PLAIN
CEMENT CONCRETE

DRAIN + 2 SLAB THICKNESS
(DRAIN LENGTH/WIDTH+12" MINIMUM)

FOOD SAFE FLOOR SINK INSTALLATION DETAILS

ALL DRAWINGS ARE THE EXCLUSIVE
PROPERTY OF SLOT DRAIN SYSTEMS.
ANY REPRODUCTION IN PART OR IN
WHOLE IS PROHIBITED WITHOUT
PROPER CONSENT.



DRAWING TITLE			
CRETE FLOOR-RETROFIT INSTALLATION			
DRAIN SERIES			REV.
FOOD SAFE FLOOR SINK DRAIN LAYOUT			0
DWG NO.	SIZE	SCALE	SHEET
IN-SDADS-100-R0	B	NTS	1 OF 1