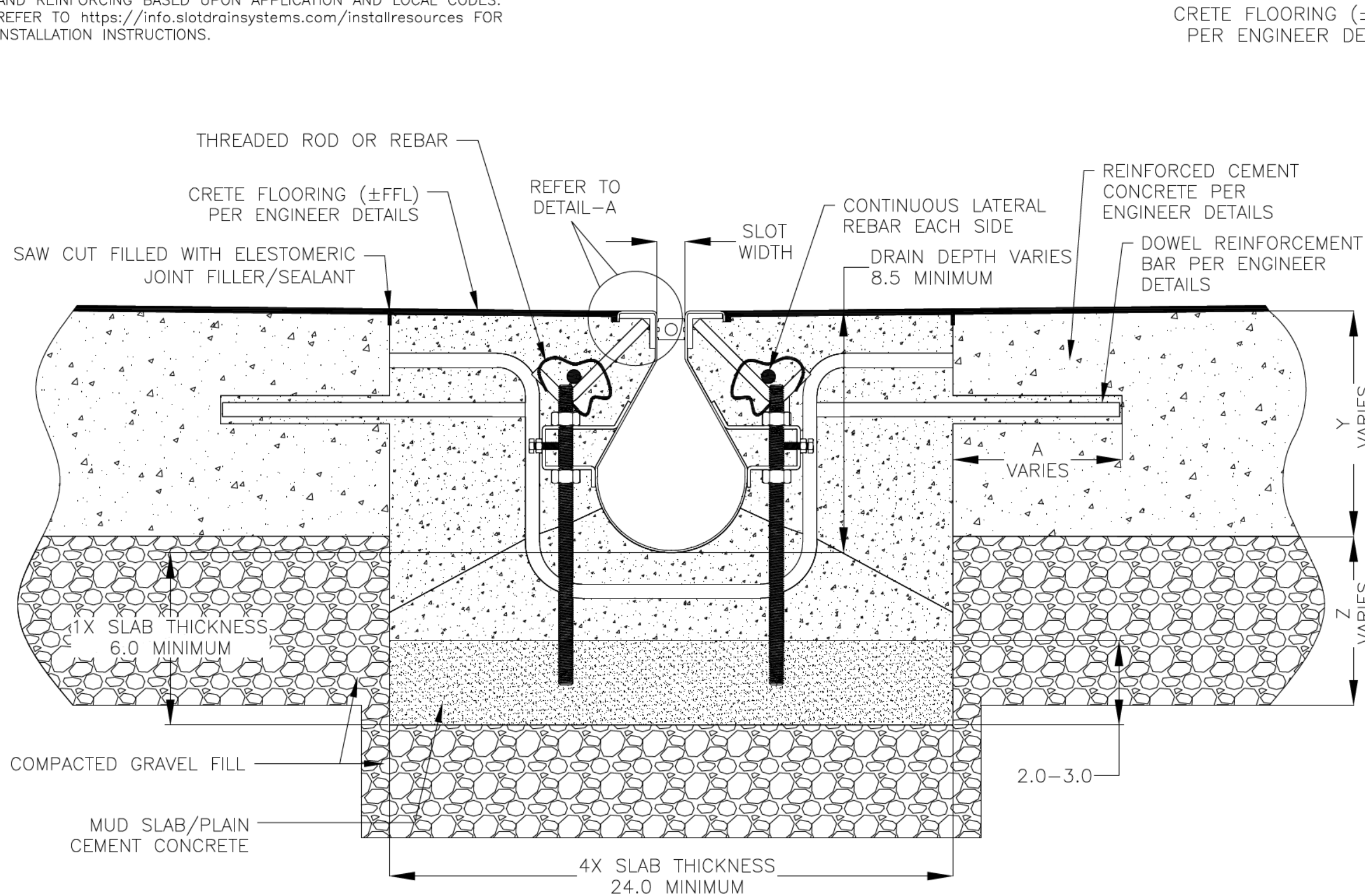


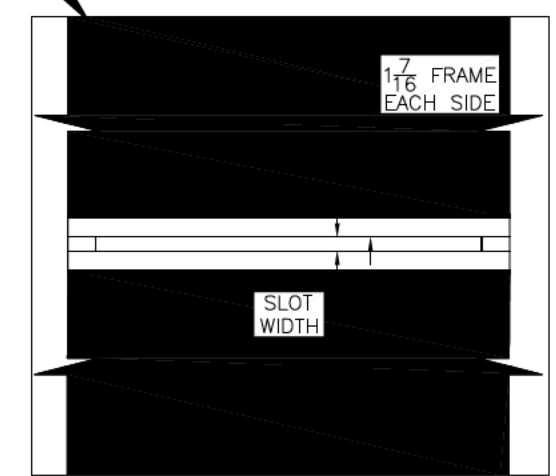
NOTES: UNLESS OTHERWISE SPECIFIED

1. ALL DIMENSIONS ARE IN INCHES.
2. DRAIN BODY MATERIAL: 14GA STAINLESS STEEL T304/T316
3. SPECIFYING ENGINEER IS RESPONSIBLE FOR CONCRETE ENCASEMENT AND REINFORCING BASED UPON APPLICATION AND LOCAL CODES.
4. REFER TO <https://info.slotdrainsystems.com/installresources> FOR INSTALLATION INSTRUCTIONS.

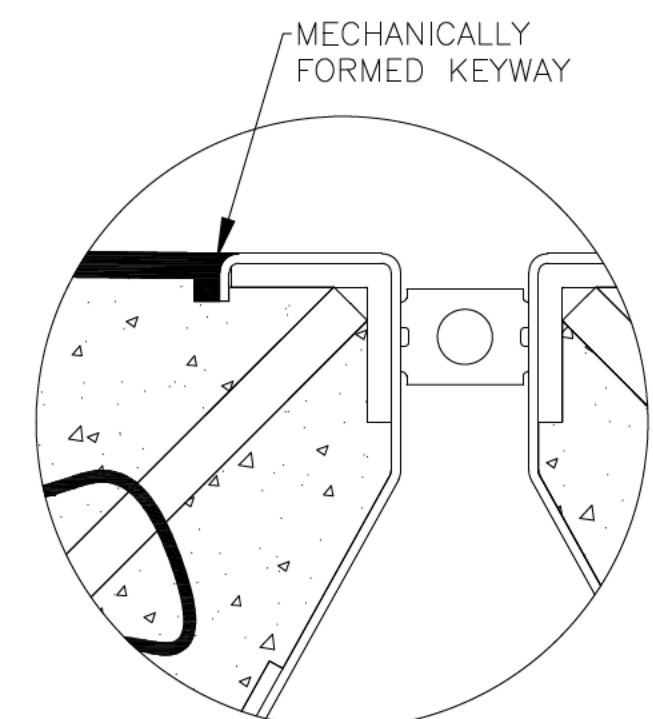
REVISIONS			
REV	DESCRIPTION	DATE	BY
0	INITIAL RELEASE -- RO	12/2/2019	DK
1	UPDATED DRAIN LAYOUT WITH REBAR	12/2/2020	DK
2	UPDATED WITH GLOBAL DRAIN TEMPLATE	3/19/2024	DK



CRETE FLOORING (±FFL) PER ENGINEER DETAILS



PLAN VIEW



DETAIL-A

10000 SERIES SLOT DRAIN INSTALLATION DETAILS

GLOBAL DRAIN
TECHNOLOGIES

DRAWING TITLE
CRETE FLOOR-RETROFIT INSTALLATION

DRAIN SERIES 10000 SERIES SLOT DRAIN	REV. 2
DWG NO. IN-SD10000-100-R2	SIZE B
SCALE NTS	SHEET 1 OF 1

ALL DRAWINGS ARE THE EXCLUSIVE PROPERTY OF SLOT DRAIN SYSTEMS. ANY REPRODUCTION IN PART OR IN WHOLE IS PROHIBITED WITHOUT PROPER CONSENT.