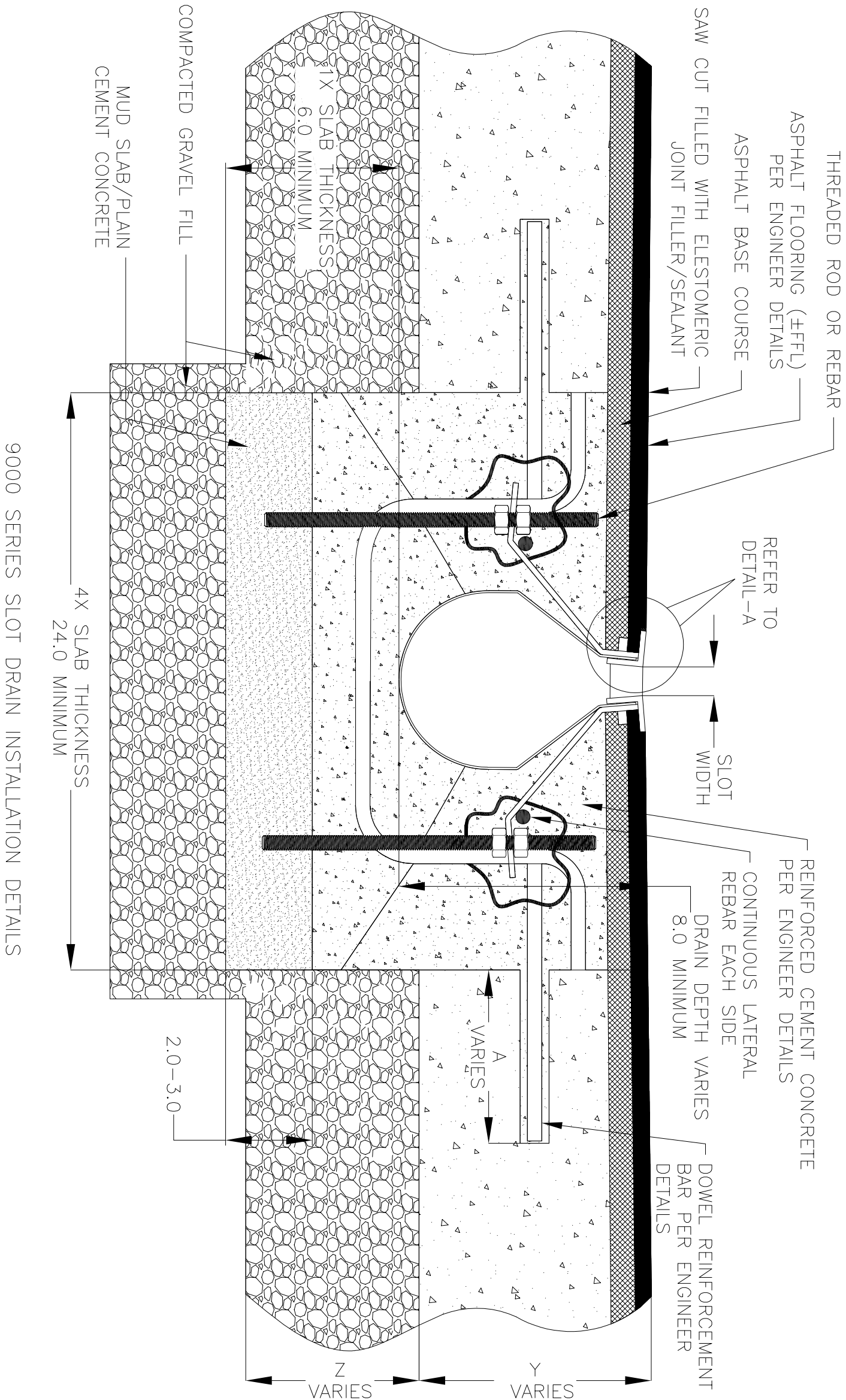
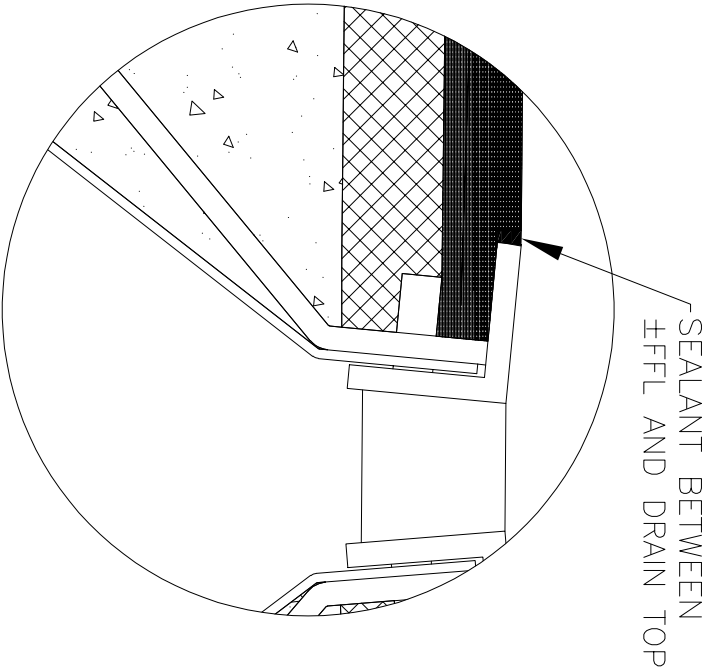
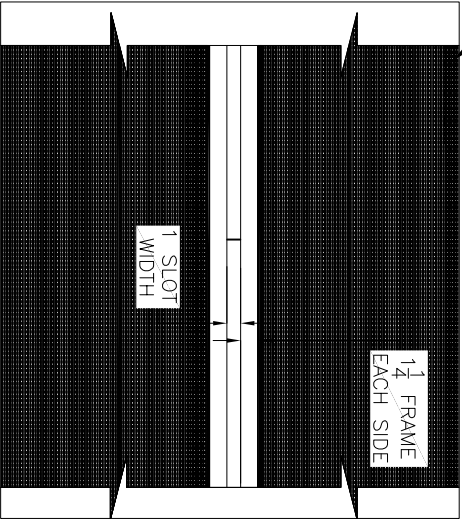


NOTES: UNLESS OTHERWISE SPECIFIED

1. ALL DIMENSIONS ARE IN INCHES.
2. DRAIN BODY MATERIAL: 14GA STAINLESS STEEL T304/T316/GS
3. SPECIFYING ENGINEER IS RESPONSIBLE FOR CONCRETE ENCASEMENT AND REINFORCING BASED UPON APPLICATION AND LOCAL CODES.
4. REFER TO <https://info.slotdrainsystems.com/installresources> FOR INSTALLATION INSTRUCTIONS.



ASPHALT FLOORING (±FFL)
PER ENGINEER DETAILS



| REVISIONS | | | |
|-----------|------------------------------------|-----------|----|
| REV | DESCRIPTION | DATE | BY |
| 0 | INITIAL RELEASE - RO | 12/2/2019 | DK |
| 1 | UPDATED DRAIN LAYOUT | 12/2/2020 | DK |
| 2 | UPDATED THE REBAR DETAILS | 7/13/2021 | DK |
| 3 | UPDATED WITH GLOBAL DRAIN TEMPLATE | 3/19/2024 | DK |

| | | | |
|---|------|-------|--------|
| ALL DRAWINGS ARE THE EXCLUSIVE PROPERTY OF SLOT DRAIN SYSTEMS. ANY REPRODUCTION IN PART OR IN WHOLE IS PROHIBITED WITHOUT PROPER CONSENT. | | | |
| DWG NO. | SIZE | SCALE | SHEET |
| IN-SD9000-102-R3 | B | NTS | 1 OF 1 |



| | | | |
|-------------------------------------|--|--|------|
| DRAWING TITLE | | | |
| ASPHALT FLOOR-RETROFIT INSTALLATION | | | |
| DRAIN SERIES | | | REV. |
| 9000 SERIES SLOT DRAIN | | | 3 |